

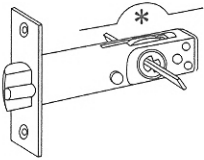
DIGITAL DOOR LOCK

TEMPLATE for

No.2230 No.2430
No.2235 No.2435

IMPORTANT

You must ensure that inside of 22mm (5/8") Mortise hole is enlarged by moving wood drill up and down or using a small chisel — this is to give clearance above spindle slot in Latch for movement of 'CAM' which moves up as Latch is withdrawn (as shown in diagram below *).



PAY ATTENTION TO THE POSITION OF SPINDLE

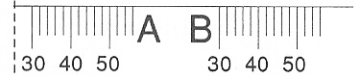
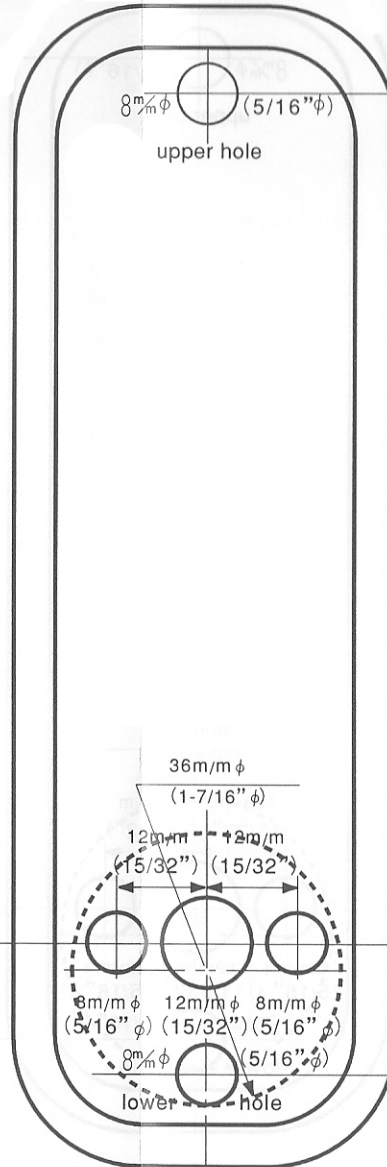
Spindle must lay at an angle toward latch head.

folding line of " For Right Hand Door "

folding line of " For Left Hand Door "

Fold along the edge of door

FOR BACK SET 60M/M (2-3/8")



50 40 30

30 40 50

Mark in slot for 22mm (5/8") hole at center of door edge

Mark in slot for 22mm (5/8") hole at center of door edge.



Back set 60mm (2-3/8")

Back set 60mm (2-3/8")

For Right Hand Door

For Left Hand Door