



GEZE TS 3000 EC

The intelligent closer



GEZE TS 3000 EC

The intelligent closer



Surface-mounted door closer with guide rail

Product features

- ▶ Closer sizes 2 – 3 and EN 1154
- ▶ Low opening force
- ▶ Adjustable closing force
- ▶ Adjustable closing speed
- ▶ Adjustable hydraulic latching action
- ▶ Adjustable hydraulic back check on BC version
- ▶ Fire tested to EN 1634-1 (CERTIFIRE CF 145)

Applications

- ▶ Suitable for single action right and left closing doors
- ▶ For leaf width up to 950 mm

Models

Guide rails are supplied separately to achieve the following applications:

Standard application

TS 3000 EC and EC BC surface mounted door closer supplied with fixing pack and fitting instructions used with a standard guide rail.



Manual hold-open

TS 3000 EC and EC BC surface mounted door closer supplied with fixing pack and fitting instructions used with a mechanical hold-open device and guide rail (not suitable for fire door applications).

24V DC Electro hold-open

TS 3000 EC surface mounted door closer supplied with fixing pack and fitting instructions used with an Electro-mechanical hold-open via guide rail (release devices by others).

Product information for door closers (continued)

4. Product maintenance

Safety elements of door closers must be checked regularly, according to requirements, for wear and to ensure that they are fitted correctly and securely. Fixing screws must be tightened and any faulty components must be changed. Furthermore, the following maintenance work must be performed at least once per year (depending on the type of hinged leaf doors and their application):

- ▶ All moving parts on the link arm must be greased
- ▶ The closer settings (e.g. closing speed) must be checked
- ▶ Smooth operation of the door must be checked
- ▶ In the case of door closers with special functions (hold-open devices/hold-open systems), the legal checks, monitoring and maintenance procedures must be observed

Only cleaning agents not containing any corrosive and damaging components should be used.


5. Obligations regarding information and instruction

The following media are available to the planner, specialist trader, manufacturer, building owner and user:

- ▶ Catalogues, brochures
- ▶ Tender documents
- ▶ Mounting instructions, installation drawings, operating instructions, standards
- ▶ Consultation with field service personnel

The following points are essential for the correct use, reliable functioning, maintenance, and care of door closers for hinged-leaf doors.

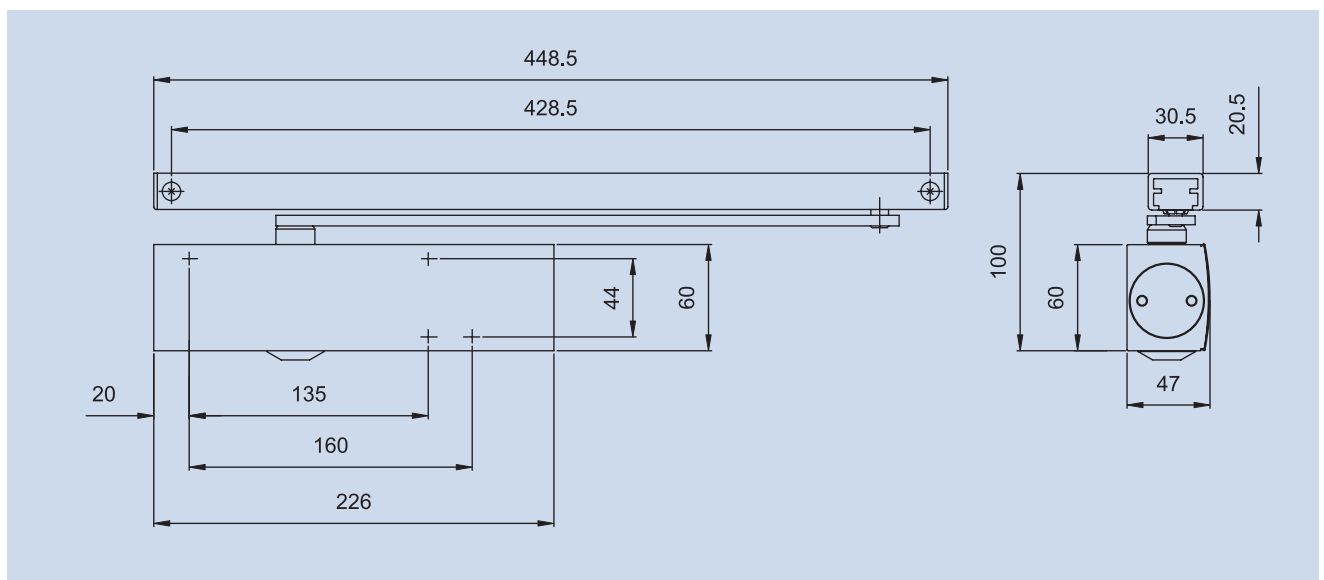
- ▶ Architects and planners must request and observe the necessary product information
- ▶ Specialist dealers and manufacturers must observe the product information and information in the price lists, and especially request all necessary instructions and pass them on to the customer, installer or end user
- ▶ Manufacturers must observe product information and pass it on to the customers and users



GEZE TS 3000 EC and EC BC Ordering information

Designation	Finish	ID No.
GEZE TS 3000 EC without guide rail	Silver	126136
	Dark bronze	126137
	RAL 9016	126138
	RAL	126139
GEZE TS 3000 EC BC without guide rail	Silver	125699
	Dark bronze	126093
	RAL 9016	126094
	RAL	126095

Existing covers and guide rails for the existing TS 3000 can be used with the EC variant.



Specifications

Surface-mounted rack and pinion door closer with guide rail suitable for single action right and left closing doors according to EN 1154, with guide rail, adjustable closing force, closing speed, hydraulic latching action and hydraulic back check (on BC versions only).

For right and left closing doors up to 950 mm leaf width.

Finishes

- Silver
- Dark bronze
- RAL 9016
- RAL

Product information for door closers

The following information concerning door closers for hinged leaf doors must be observed. Failure to observe the information exonerates the manufacturer from liability or obligation.

1. Product information and intended use

Door closers in terms of this definition shall be used to close hinged leaf doors again after they have been manually opened. The closing operation is performed with adjustable hydraulic damping. The necessary closing force relative to the leaf widths is defined in EN 1154. The information from the manufacturers must be observed in the case of areas of application other than the conduit intended. Door closers shall be used on installed hinged-leaf doors made of metal, wood, or UPVC and any combinations of these materials. The mounting method and position are precisely prescribed for smoke and fire doors or other standardised self-closing doors. Mounting methods and positions other than conduit intended do not conform to the intended use.

Vertical, smoothly operating doors with correctly mounted door closers are prerequisites for the intended use of door closers. Mounting and adjustment must be performed by qualified personnel according to the specifications from the manufacturer. Door closers with greater closing forces must be used in the case of particularly unfavourable installation conditions (effects of wind).

Door closers with backcheck must be used, especially in the case of hinged-leaf doors which are opened against wind. The backcheck contributes to protecting personnel, door elements,

surrounding walls and objects without restricting the door opening angle. If, owing to the structural characteristics of the door, it is necessary to mount the door leaf to the frame at the door's pivot axis, a stop which restricts the maximum door opening angle of the door must be used. Hinged leaf doors can be held open at a specific position using additional special fittings or integrated construction elements. With smoke and fire doors, the equipment must be approved by an inspector from the responsible institute for structural engineering (documents supporting suitability must be observed).

Door closers are not suitable for the unprotected external installation into single-action doors and for the use in environments with aggressive corrosion-promoting air contents as well as extremely low or high temperatures.

Fitting boxes for floorsprings must be protected against dirt penetration after their installation. If floor mounted door closers are exposed to water penetration (e.g. damp locations or exterior doors without rain protection), the cavity between cement box and door closer housing must be filled with a suitable sealing compound.

Before the door closers (including any additional equipment) are installed, any mandatory legal directives must be observed.

2. Improper use

Improper use (i.e. utilisation of the product in a way differing from the intended use) for hinge leaf door may result in damage or injury in particular:

- ▶ If obstacles in the closing radius, dragging doors, jamming seals, wood wedges etc. prevent the closing operation
- ▶ If door closers have been incorrectly or unprofessionally fitted and/or adjusted
- ▶ If parts of the body are placed between the frame and leaf (risk of injury)
- ▶ If correct functioning is expected beyond the specified characteristics, e.g. in storm conditions with extraordinary negative pressure or positive pressure acting on the door
- ▶ If door closers are used for purposes other than closing doors
- ▶ If the selected door closer size does not correspond to the recommendations of the manufacturer

3. Product characteristics

If the product characteristics are not described in the catalogues, brochures, instructions etc. any special requirements must be discussed with and then approved by the manufacturer.


Reference should be made to the standard DIN 18 263, parts 1, 2, 3 and 5 'Door closers with hydraulic damping'. Virtually all basic requirements and additional requirements are defined in this standard. The suitability of use for door closers depends on factors such as frequency of actuation, actuation principle, environmental influences, and care and maintenance. Door closers must be replaced as soon as correct and reliable closing operation can no longer be guaranteed.

*GEZE UK Ltd is a member of the GEZE Worldwide Group of Companies
Head Office: GEZE GmbH, P.O. Box 1363, 71226 Leonberg, Germany*

GEZE UK Ltd

Blenheim Way,
Fradley Park,
Lichfield,
Staffordshire,
WS13 8SY

Tel: 01543 443000
Fax: 01543 443001
Email: info@geze-uk.com
Website: www.geze-uk.com



Certificate No. RS 28062

